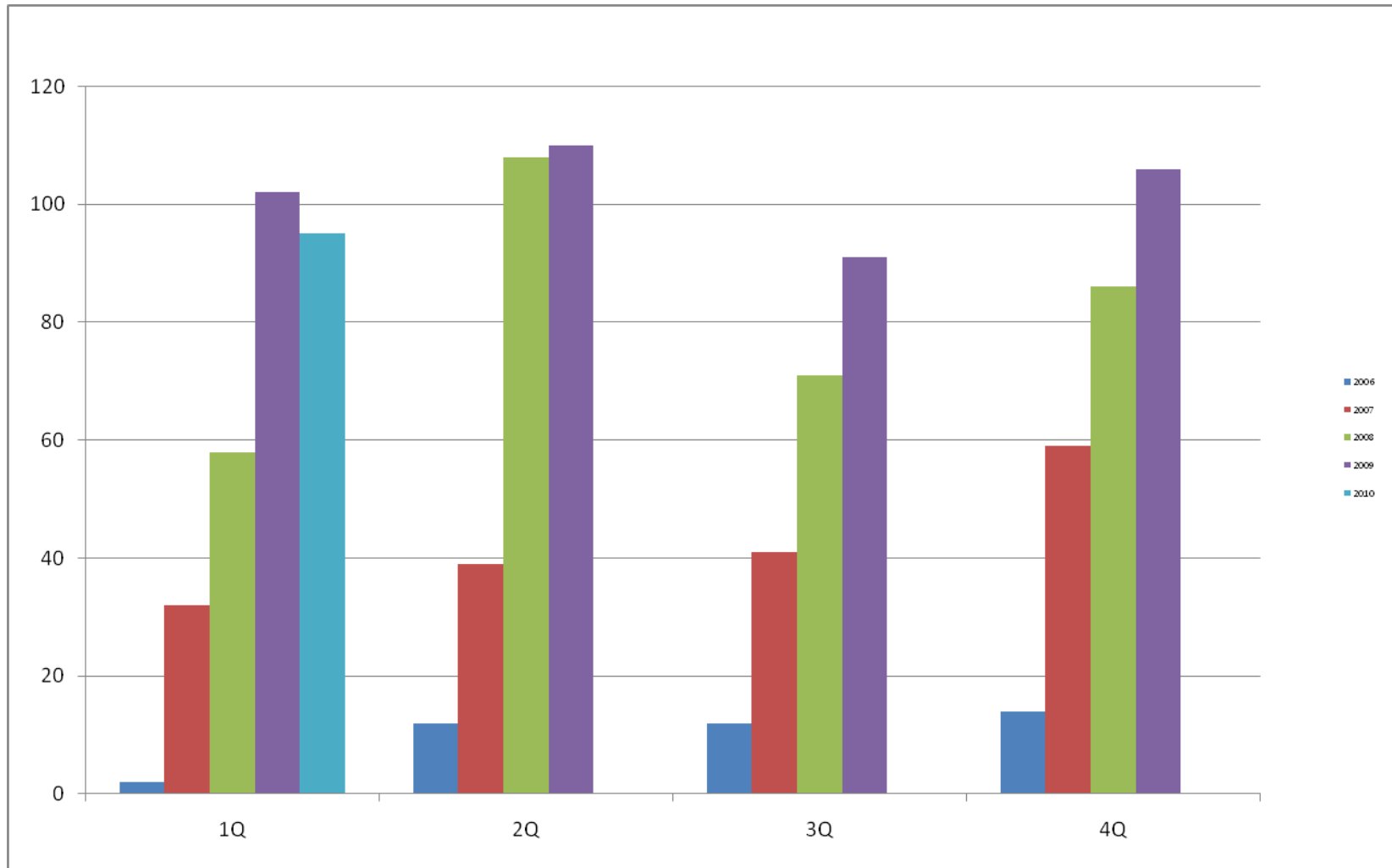


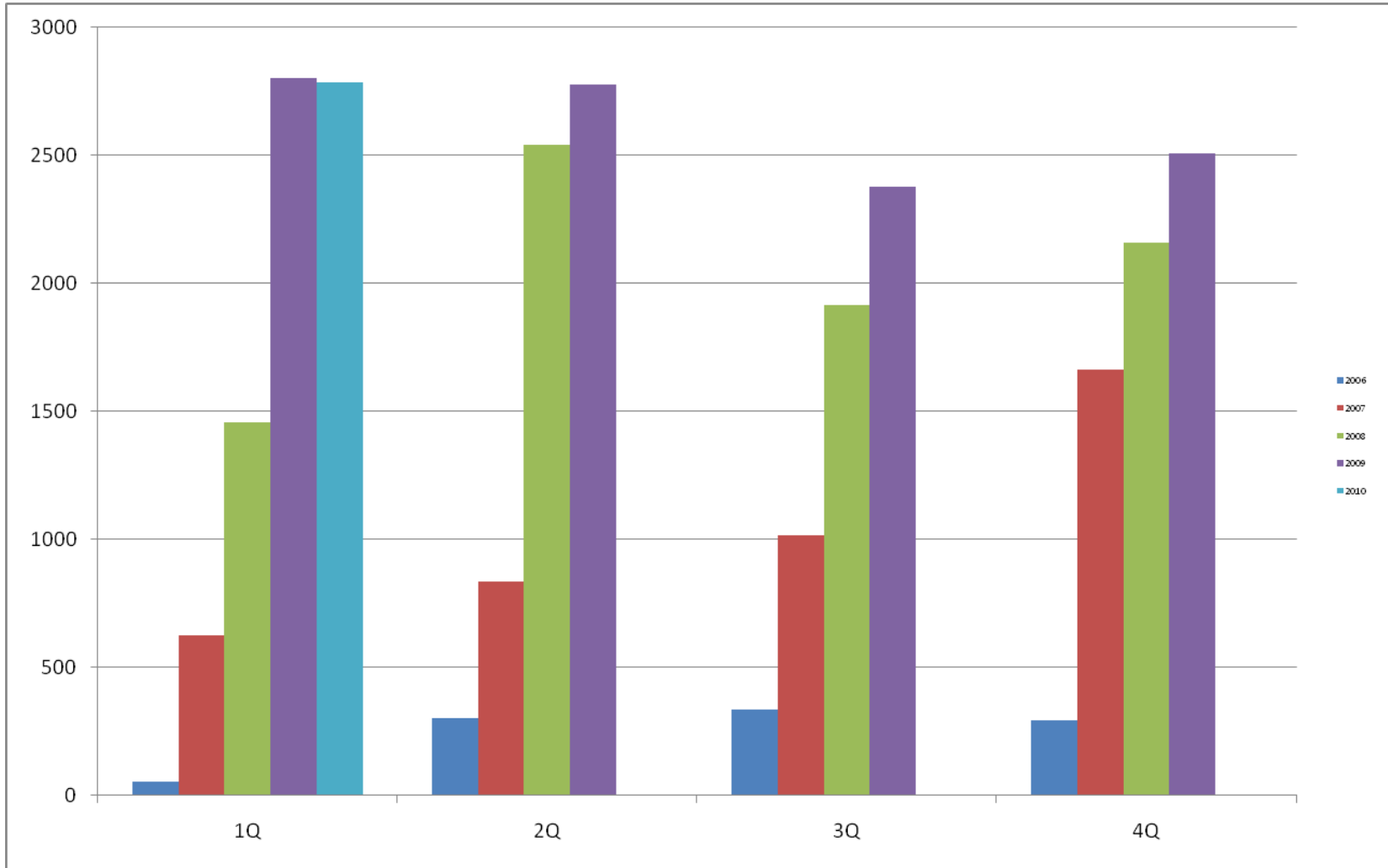
# Texas Ramp Project – Key Statistics: First Quarter 2010

## Texas Ramp Project: Quarterly Comparison of Ramps Built



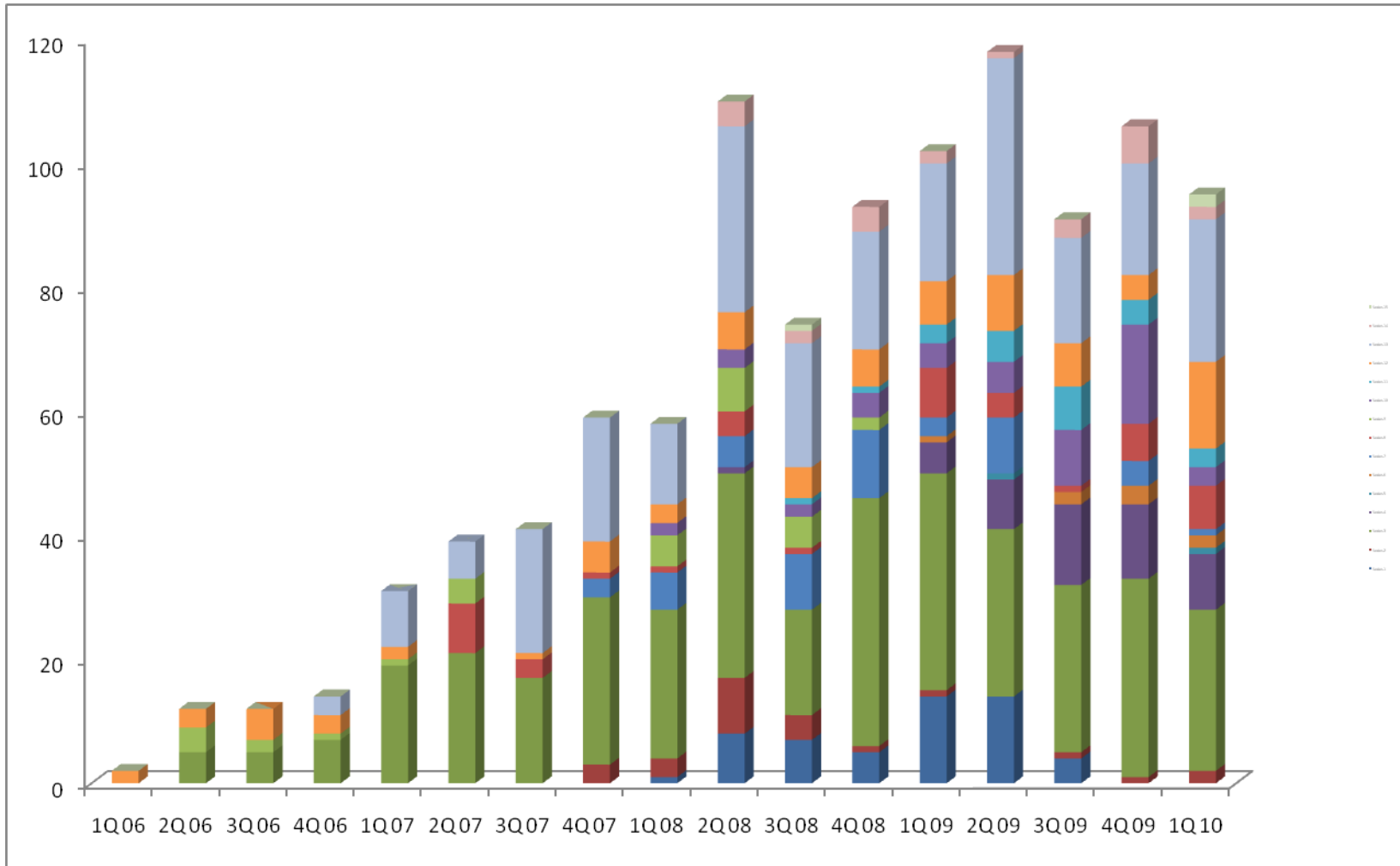
1060 Ramps Built

# Texas Ramp Project: Quarterly Comparison of Ramp Length



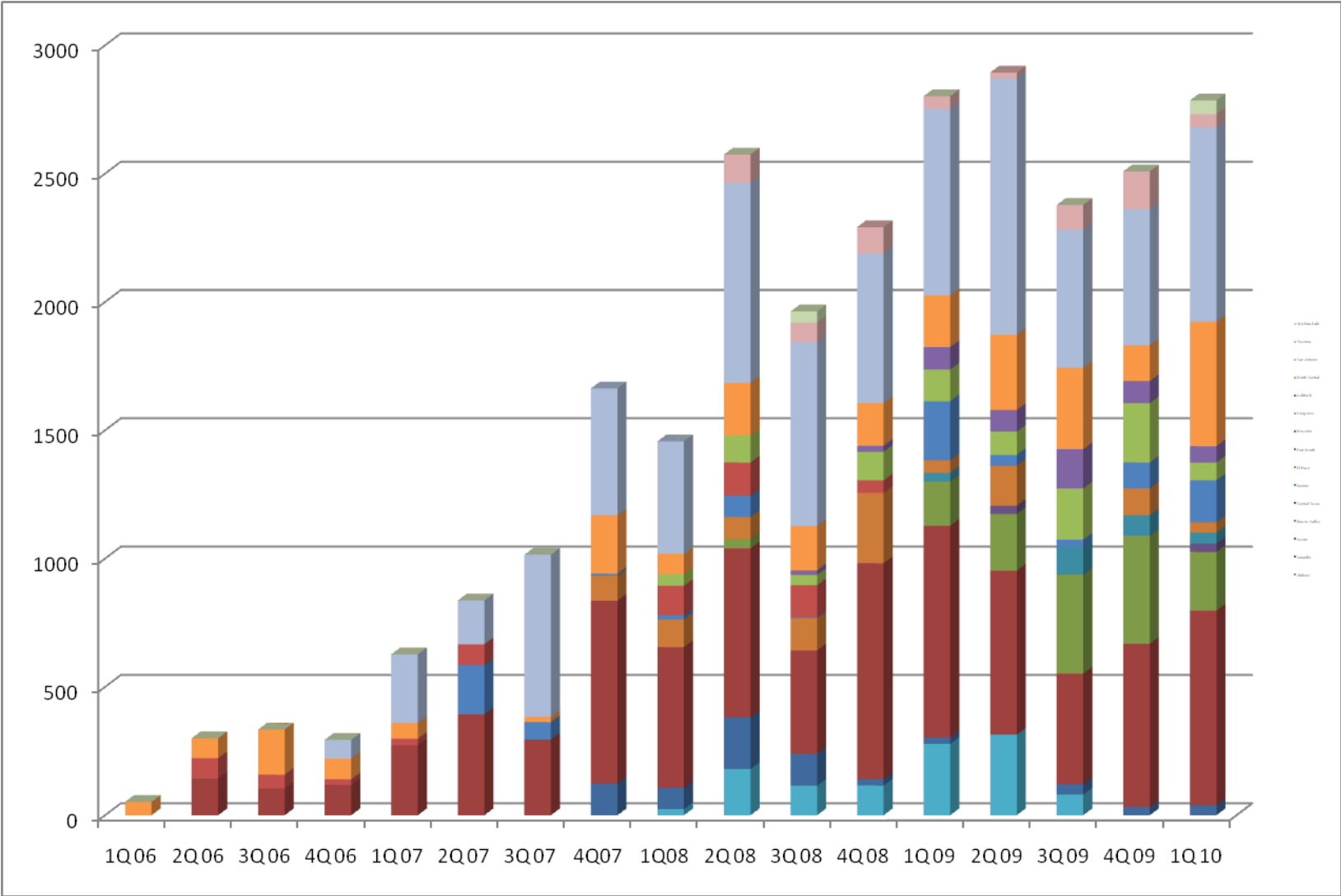
26848 feet of ramp built

## Texas Ramp Project: Ramps Built per Quarter



1060 Ramps Built

# Texas Ramp Project: Length (in feet) of Ramp Built by Quarter



26848 feet of ramp built

<b>Texas Ramps Total</b>	Cumulative	2010		2009		2008	
	Total	Total	1st Quarter	Total	1st Quarter	Total	1st Quarter
Ramps	1,060	95	95	417	102	335	58
Feet	26,848	2,785	2,785	10,583	2,802	8,286	1,457
\$ Materials Value	\$413,457.66	\$42,889.00	\$42,889.00	\$162,976.6	\$43,150.80	\$127,604.40	\$22,437.80
Volunteers	4,786	594	594	1,980	529	1,488	261
Volunteer Hours	32,363	3,559	3,559	13,241	3,767	10,234	1,674
\$ Volunteer Labor	\$631,410.65	\$69,426	\$69,426	\$258,322	\$73,494	\$199,656	\$34,806
\$ Value Contributed	\$1,044,868.3	\$112,315.3	\$112,315.3	\$421,298.8	\$116,644.9	\$327,259.99	\$57,243.64
\$ Invoiced	1	4	4	2	7		
\$ Remitted	\$213,048.74	\$20,578	\$20,578	\$112,929	\$33,023	\$50,528	\$2,800
\$ Contributed	\$157,788	\$6,433	\$6,433	\$83,029	\$31,887	\$42,139	\$1,432
	\$5,455	\$500	\$500	\$1,660	\$800	\$2,440	\$100

<b>Abilene</b>	Cumulative	2010		2009		2008	
	Total	Total	1st Quarter	Total	1st Quarter	Total	1st Quarter
Ramps	53	0	0	32	14	21	1
Feet	1108	0	0	673	278	435	24
\$ Materials Value	\$17,063.20	\$0.00	\$0.00	\$10,364.20	\$4,281.20	\$6,699.00	\$369.60
Volunteers	74	0	0	24	11	50	2
Volunteer Hours	1177	0	0	649.0	287	528	21
\$ Volunteer Labor	\$22,963	\$0.00	0	\$12,661.99	\$5,599.37	\$10,301.28	\$409.71
\$ Value Contributed	\$40,026.47	\$0.00	\$0.00	\$23,026.19	\$9,880.57	\$17,000.28	\$779.31
\$ Invoiced	\$3,346	\$0.00	\$0.00	\$2,785	\$2,784.68	\$561.00	\$0.00
\$ Remitted	\$2,328	\$0.00	\$0.00	\$1,828	\$1,828.00	\$500.00	\$0.00
\$ Contributed	\$200	\$0.00	\$0.00	\$200	\$200.00	\$0.00	\$0.00

<b>Amarillo</b>	Cumulative	2010		2009		2008	
	Total	Total	1st Quarter	Total	1st Quarter	Total	1st Quarter
Ramps	25	2	2	3	1	17	3
Feet	690	39	39	96	24	431	82
\$ Materials Value	\$10,618.30	\$600.60	\$600.60	\$1,478.40	\$369.60	\$6,629.70	\$1,262.80
Volunteers	137	6	6	18	4	95	19
Volunteer Hours	904	33	33	111.0	27	625	124
\$ Volunteer Labor	\$17,637	\$643.83	\$643.83	\$2,165.61	\$526.77	\$12,193.75	\$2,419.24
\$ Value Contributed	\$27,554.97	\$1,244.43	\$1,244.43	\$3,644.01	\$896.37	\$18,823.45	\$3,682.04
\$ Invoiced	\$2,528	\$1,014.00	\$1,014.00	\$1,514	\$0.00	\$0.00	\$0.00
\$ Remitted	\$1,314	\$0.00	\$0.00	\$1,014	\$0.00	\$300.00	\$300.00
\$ Contributed	\$0	\$0.00	\$0.00	\$0	\$0.00	\$0.00	\$0.00

Austin	Cumulative Total	2010		2009		2008	
		Total	1st Quarter	Total	1st Quarter	Total	1st Quarter
		Ramps	362	26	26	121	35
Feet	7789	758	758	2532	826	2453	549
\$ Materials Value	\$119,950.60	\$11,673.20	\$11,673.20	\$38,992.80	\$12,720.40	\$37,776.20	\$8,454.60
Volunteers	794	136	136	239	118	252	83
Volunteer Hours	7097	804	804	2382	942	2262	450
\$ Volunteer Labor	\$138,462.48	\$15,676.29	\$15,676.29	\$46,463.07	\$18,378.42	\$44,121.87	\$8,779.50
\$ Value Contributed	\$258,413.08	\$27,349.49	\$27,349.49	\$85,455.87	\$31,098.82	\$81,898.07	\$17,234.10
\$ Invoiced	\$7,137	\$0.00	\$0.00	\$828	\$828.00	\$1,961.00	\$880.00
\$ Remitted	\$6,536	\$0.00	\$0.00	\$828	\$828.00	\$1,760.00	\$880.00
\$ Contributed	\$855	\$0.00	\$0.00	\$0	\$0.00	\$0.00	\$0.00

Brazos Valley	Cumulative Total	2010		2009		2008	
		Total	1st Quarter	Total	1st Quarter	Total	1st Quarter
		Ramps	48	9	9	38	5
Feet	1464	229	229	1199	172	36	0
\$ Materials Value	\$22,545.60	\$3,526.60	\$3,526.60	\$18,464.60	\$2,648.80	\$554.40	\$0.00
Volunteers	319	61	61	258	33	0	0
Volunteer Hours	1632	288	288	1335.0	200	9	0
\$ Volunteer Labor	\$31,840.32	\$5,618.88	\$5,618.88	\$26,045.85	\$3,902.00	\$175.59	\$0.00
\$ Value Contributed	\$54,385.92	\$9,145.48	\$9,145.48	\$44,510.45	\$6,550.80	\$729.99	\$0.00
\$ Invoiced	\$10,844	\$0.00	\$0.00	\$10,844	\$2,210.00	\$0.00	\$0.00
\$ Remitted	\$5,624	\$0.00	\$0.00	\$5,624	\$2,210.00	\$0.00	\$0.00
\$ Contributed	\$500	\$500.00	\$500.00	\$0	\$0.00	\$0.00	\$0.00

Central Texas	Cumulative Total	2010		2009		2008	
		Total	1st Quarter	Total	1st Quarter	Total	1st Quarter
		Ramps	2	1	1	1	0
Feet	64	32	32	32	0	0	0
\$ Materials Value	\$985.60	\$492.80	\$492.80	\$492.80	\$0.00	\$0.00	\$0.00
Volunteers	17	12	12	5	0	0	0
Volunteer Hours	56	12	12	44.0	0	0	0
\$ Volunteer Labor	\$1,092.56	\$234.12	\$234.12	\$858.44	\$0.00	\$0.00	\$0.00
\$ Value Contributed	\$2,078.16	\$726.92	\$726.92	\$1,351.24	\$0.00	\$0.00	\$0.00
\$ Invoiced	\$125	\$0.00	\$0.00	\$125	\$0.00	\$0.00	\$0.00
\$ Remitted	\$125	\$0.00	\$0.00	\$125	\$0.00	\$0.00	\$0.00
\$ Contributed	\$0	\$0.00	\$0.00	\$0	\$0.00	\$0.00	\$0.00

Denton	Cumulative Total	2010		2009		2008	
		Total	1st Quarter	Total	1st Quarter	Total	1st Quarter
		Ramps	8	2	2	6	1
Feet	266	43	43	223	34	0	0
\$ Materials Value	\$4,096.40	\$662.20	\$662.20	\$3,434.20	\$523.60	\$0.00	\$0.00
Volunteers	40	9	9	31	6	0	0
Volunteer Hours	380	76	76	304.0	33	0	0
\$ Volunteer Labor	\$7,413.80	\$1,482.76	\$1,482.76	\$5,931.04	\$643.83	\$0.00	\$0.00
\$ Value Contributed	\$11,510.20	\$2,144.96	\$2,144.96	\$9,365.24	\$1,167.43	\$0.00	\$0.00
\$ Invoiced	\$4,197	\$0.00	\$0.00	\$4,197	\$782.00	\$0.00	\$0.00
\$ Remitted	\$3,479	\$0.00	\$0.00	\$3,479	\$844.00	\$0.00	\$0.00
\$ Contributed	\$0	\$0.00	\$0.00	\$0	\$0.00	\$0.00	\$0.00

El Paso	Cumulative Total	2010		2009		2008	
		Total	1st Quarter	Total	1st Quarter	Total	1st Quarter
		Ramps	51	1	1	16	3
Feet	1040	40	40	310	49	593	108
\$ Materials Value	\$16,016.00	\$616.00	\$616.00	\$4,774.00	\$754.60	\$9,132.20	\$1,663.20
Volunteers	336	8	8	93	20	213	36
Volunteer Hours	2209	49	49	650.0	106	1375	278
\$ Volunteer Labor	\$43,097.74	\$955.99	\$955.99	\$12,681.50	\$2,068.06	\$26,826.25	\$5,423.78
\$ Value Contributed	\$58,451.02	\$1,571.99	\$1,571.99	\$17,455.50	\$2,822.66	\$35,958.45	\$7,086.98
\$ Invoiced	\$1,840	\$1,060.00	\$1,060.00	\$780	\$0.00	\$0.00	\$0.00
\$ Remitted	\$0	\$0.00	\$0.00	\$0	\$0.00	\$0.00	\$0.00
\$ Contributed	\$0	\$0.00	\$0.00	\$0	\$0.00	\$0.00	\$0.00

Fort Worth	Cumulative Total	2010		2009		2008	
		Total	1st Quarter	Total	1st Quarter	Total	1st Quarter
		Ramps	43	7	7	19	8
Feet	900	164	164	401	230	103	16
\$ Materials Value	\$13,852.30	\$2,525.60	\$2,525.60	\$6,167.70	\$3,542.00	\$1,586.20	\$246.40
Volunteers	210	49	49	99	47	19	3
Volunteer Hours	1047	248	248	337.0	246	154	24
\$ Volunteer Labor	\$20,426.89	\$4,838.48	\$4,838.48	\$6,574.87	\$4,799.46	\$3,004.54	\$468.24
\$ Value Contributed	\$34,279.19	\$7,364.08	\$7,364.08	\$12,742.57	\$8,341.46	\$4,590.74	\$714.64
\$ Invoiced	\$4,517	\$0.00	\$0.00	\$3,797	\$3,797.00	\$0.00	\$0.00
\$ Remitted	\$5,157	\$0.00	\$0.00	\$3,797	\$3,797.00	\$0.00	\$0.00
\$ Contributed	\$0	\$0.00	\$0.00	\$0	\$0.00	\$0.00	\$0.00

Houston	Cumulative Total	2010		2009		2008	
		Total	1st Quarter	Total	1st Quarter	Total	1st Quarter
		Ramps	31	0	0	0	0
Feet	681	0	0	0	0	419	115
\$ Materials Value	\$10,487.40	\$0.00	\$0.00	\$0.00	\$0.00	\$6,452.60	\$1,771.00
Volunteers	183	0	0	0	0	132	47
Volunteer Hours	1208	0	0	0.0	0	848	259
\$ Volunteer Labor	\$23,567.48	\$0.00	\$0.00	\$0.00	\$0.00	\$16,544.48	\$5,053.09
\$ Value Contributed	\$34,054.88	\$0.00	\$0.00	\$0.00	\$0.00	\$22,997.08	\$6,824.09
\$ Invoiced	\$0	\$0.00	\$0.00	\$0	\$0.00	\$0.00	\$0.00
\$ Remitted	\$0	\$0.00	\$0.00	\$0	\$0.00	\$0.00	\$0.00
\$ Contributed	\$0	\$0.00	\$0.00	\$0	\$0.00	\$0.00	\$0.00

Longview	Cumulative Total	2010		2009		2008	
		Total	1st Quarter	Total	1st Quarter	Total	1st Quarter
		Ramps	48	3	3	34	4
Feet	1016	69	69	646	124	301	44
\$ Materials Value	\$15,644.86	\$1,062.60	\$1,062.60	\$9,946.86	\$1,909.60	\$4,635.40	\$677.60
Volunteers	239	16	16	170	33	53	8
Volunteer Hours	1715	129	129	1262.0	286	324	58
\$ Volunteer Labor	\$33,459.65	\$2,516.79	\$2,516.79	\$24,621.62	\$5,579.86	\$6,321.24	\$1,131.58
\$ Value Contributed	\$49,104.51	\$3,579.39	\$3,579.39	\$34,568.48	\$7,489.46	\$10,956.64	\$1,809.18
\$ Invoiced	\$5,759	\$0.00	\$0.00	\$4,593	\$2,852.00	\$1,166.00	\$0.00
\$ Remitted	\$5,037	\$0.00	\$0.00	\$4,531	\$2,852.00	\$506.00	\$0.00
\$ Contributed	\$1,650	\$0.00	\$0.00	\$100	\$100.00	\$1,550.00	\$100.00

Lubbock	Cumulative Total	2010		2009		2008	
		Total	1st Quarter	Total	1st Quarter	Total	1st Quarter
		Ramps	24	3	3	19	3
Feet	516	64	64	410	87	42	0
\$ Materials Value	\$7,938.70	\$985.60	\$985.60	\$6,306.30	\$1,339.80	\$646.80	\$0.00
Volunteers	97	10	10	78	10	9	0
Volunteer Hours	873	116	116	697.0	156	60	0
\$ Volunteer Labor	\$17,032.23	\$2,263.16	\$2,263.16	\$13,598.47	\$3,043.56	\$1,170.60	\$0.00
\$ Value Contributed	\$24,970.93	\$3,248.76	\$3,248.76	\$19,904.77	\$4,383.36	\$1,817.40	\$0.00
\$ Invoiced	\$10,527	\$1,778.00	\$1,778.00	\$8,197	\$2,187.00	\$552.00	\$0.00
\$ Remitted	\$6,969	\$0.00	\$0.00	\$6,417	\$2,187.00	\$552.00	\$0.00
\$ Contributed	\$0	\$0.00	\$0.00	\$0	\$0.00	\$0.00	\$0.00

North Central Texas	Cumulative Total	2010		2009		2008	
		Total	1st Quarter	Total	1st Quarter	Total	1st Quarter
		Ramps	85	14	14	27	7
Feet	2848	485	485	951	202	623	80
\$ Materials Value	\$43,859.20	\$7,469.00	\$7,469.00	\$14,645.40	\$3,110.80	\$9,594.20	\$1,232.00
Volunteers	446	62	62	162	61	120	13
Volunteer Hours	3066	588	588	1096.0	384	720	88
\$ Volunteer Labor	\$59,807.04	\$11,471.88	\$11,471.88	\$21,382.96	\$7,491.84	\$14,047.20	\$1,716.88
\$ Value Contributed	\$103,666.24	\$18,940.88	\$18,940.88	\$36,028.36	\$10,602.64	\$23,641.40	\$2,948.88
\$ Invoiced	\$31,181	\$3,804.00	\$3,804.00	\$19,909	\$4,671.00	\$5,148.00	\$0.00
\$ Remitted	\$23,546	\$0.00	\$0.00	\$15,753	\$4,671.00	\$5,921.00	\$0.00
\$ Contributed	\$0	\$0.00	\$0.00	\$0	\$0.00	\$0.00	\$0.00

San Antonio	Cumulative Total	2010		2009		2008	
		Total	1st Quarter	Total	1st Quarter	Total	1st Quarter
		Ramps	253	23	23	89	19
Feet	7710	757	757	2793	726	2516	439
\$ Materials Value	\$118,726.30	\$11,657.80	\$11,657.80	\$43,012.20	\$11,180.40	\$38,738.70	\$6,760.60
Volunteers	1780	204	204	747	178	508	81
Volunteer Hours	10258	1100	1100	4043.0	1083	3035	482
\$ Volunteer Labor	\$200,153.09	\$21,461.00	\$21,461.00	\$78,878.93	\$21,129.33	\$59,212.85	\$9,403.82
\$ Value Contributed	\$318,879.39	\$33,118.80	\$33,118.80	\$121,891.1	3	\$32,309.73	\$97,951.55
\$ Invoiced	\$117,221	\$11,506.00	\$11,506.00	\$48,241	\$11,761.00	\$35,848.00	\$3,824.00
\$ Remitted	\$89,527	\$6,433.00	\$6,433.00	\$35,710	\$11,520.00	\$28,377.00	\$6,304.00
\$ Contributed	\$2,250	\$0.00	\$0.00	\$1,360	\$500.00	\$890.00	\$0.00

Texoma	Cumulative Total	2010		2009		2008	
		Total	1st Quarter	Total	1st Quarter	Total	1st Quarter
		Ramps	24	2	2	12	2
Feet	661	52	52	318	50	291	0
\$ Materials Value	\$10,179.40	\$800.80	\$800.80	\$4,897.20	\$770.00	\$4,481.40	\$0.00
Volunteers	96	9	9	56	8	31	0
Volunteer Hours	636	50	50	331.0	17	255	0
\$ Volunteer Labor	\$12,408.36	\$975.50	\$975.50	\$6,457.81	\$331.67	\$4,975.05	\$0.00
\$ Value Contributed	\$22,587.76	\$1,776.30	\$1,776.30	\$11,355.01	\$1,101.67	\$9,456.45	\$0.00
\$ Invoiced	\$12,948	\$1,416.00	\$1,416.00	\$7,120	\$1,150.00	\$4,412.00	\$0.00
\$ Remitted	\$7,266	\$0.00	\$0.00	\$3,923	\$1,150.00	\$3,343.00	\$0.00
\$ Contributed	\$0	\$0.00	\$0.00	\$0	\$0.00	\$0.00	\$0.00

Wichita Falls	Cumulative Total	2010		2009		2008	
		Total	1st Quarter	Total	1st Quarter	Total	1st Quarter
		Ramps	3	2	2	0	0
Feet	97	53	53	0	0	44	0
\$ Materials Value	\$1,493.80	\$816.20	\$816.20	\$0.00	\$0.00	\$677.60	\$0.00
Volunteers	18	12	12	0	0	6	0
Volunteer Hours	105	66	66	0.0	0	39	0
\$ Volunteer Labor	\$2,048.55	\$1,287.66	\$1,287.66	\$0.00	\$0.00	\$760.89	\$0.00
\$ Value Contributed	\$3,542.35	\$2,103.86	\$2,103.86	\$0.00	\$0.00	\$1,438.49	\$0.00
\$ Invoiced	\$880	\$0.00	\$0.00	\$0	\$0.00	\$880.00	\$0.00
\$ Remitted	\$880	\$0.00	\$0.00	\$0	\$0.00	\$880.00	\$0.00
\$ Contributed	\$0	\$0.00	\$0.00	\$0	\$0.00	\$0.00	\$0.00